

Tender

Seaside Tourist Rest Stop Boardwalk Municipality of Barrington

The Municipality of Barrington invites tenders for the construction of a boardwalk along the waterfront located behind the Lower Causeway Plaza, Barrington Passage, Nova Scotia.

Detailed project specifications and plans may be obtained by contacting the Municipal Office located at 2447 Highway No. 3, Barrington, N.S., (902) 637-2015.

Sealed tenders, clearly marked "**Seaside Tourist Rest Stop Boardwalk**" must be received at the Municipal Office not later than 2:00 p.m., Friday, March 18, 2016. Tenders will NOT be accepted by email or fax.

Tenders will be opened publicly by Municipal Staff on Friday, March 18, 2016 at 2:30 p.m., in the Conference Room, in the Administrative Centre, 2447 Highway No. 3, Barrington, N.S., for review and recommendation to Council.

The successful tenderer will be required to provide adequate insurance coverage with the Municipality named as "Additional Insured" and a copy of a Letter of Good Standing with the Workers Compensation Board.

The Municipality reserves the right to reject any or all tenders, not necessarily accept the low tender, to accept any tender which it may consider to be in its best interest, or to waive formality, informality or technicality of any tender.

Work must be completed on or before May 20, 2016.

March 1, 2016
Barrington, N.S.

Cameron Whiteway
Property Services Manager
P.O. Box 100
Barrington, N.S.
B0W 1E0
PH: (902) 635-0181

No.	Revision	Clk. By	Date
B	RE-ISSUED FOR REVIEW		2016-NOV-18
A	ISSUED FOR REVIEW		2016-NOV-09

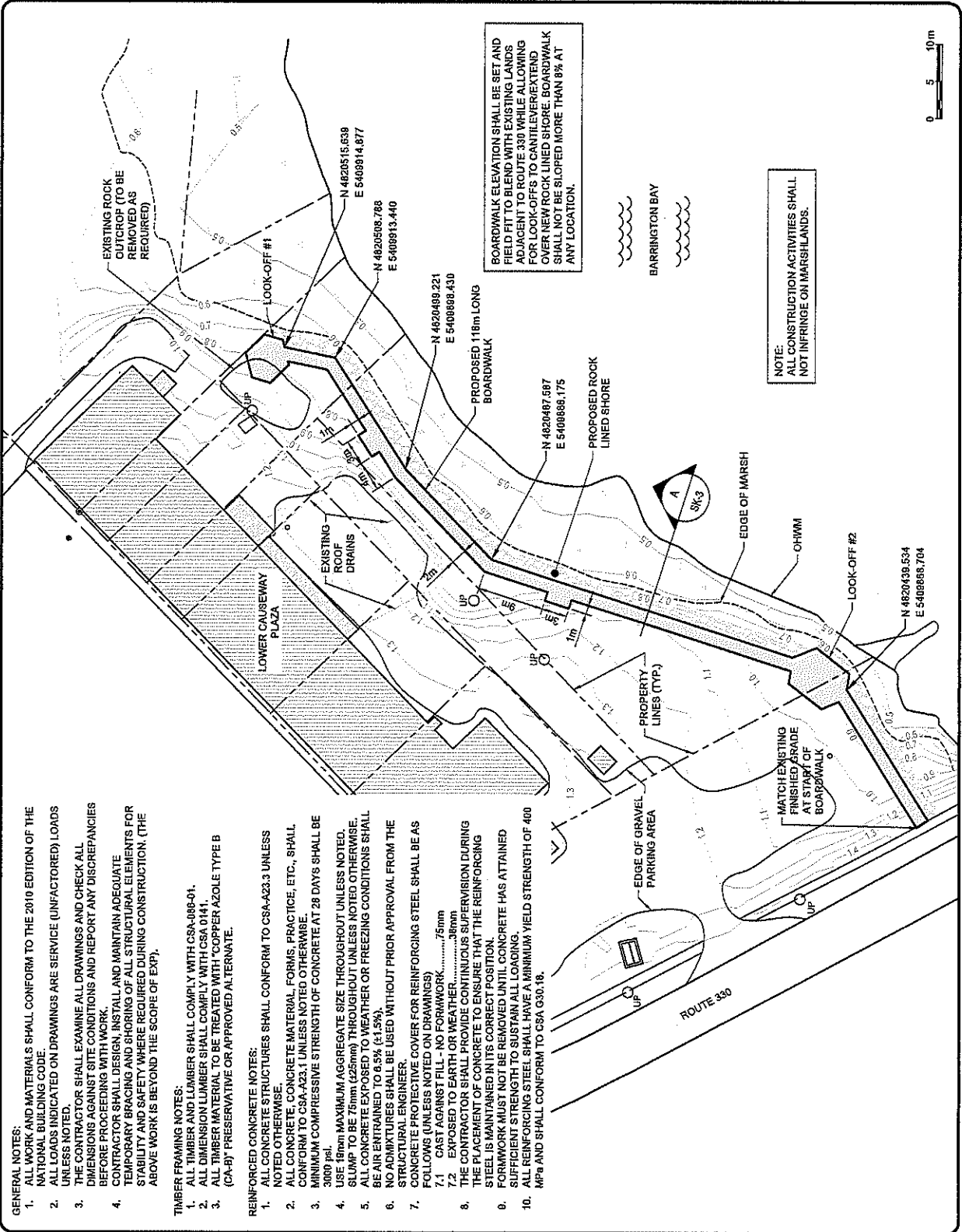
ISSUED FOR TENDER

Drawn By:	WHC
Proj. Standards	CHL, Inc.
Developed By:	SDM
Drawn/Design	CHL, Inc.
Checked	

exp.

exp. Services Inc.
 1-1-1002-453-2655 | 1-1-1002-453-8325
 1074 Bayview Road, Suite 2002
 VANCOUVER, BC V6E 2S2
 CANADA
 www.exp.ca

Project Title	SEASIDE TOURIST REST STOP
Project No.	HFX-00228204-A0
Draw. No.	SK-1
Rev. No.	B
Scale	1:500



- GENERAL NOTES:**
1. ALL WORK AND MATERIALS SHALL CONFORM TO THE 2010 EDITION OF THE NATIONAL BUILDING CODE.
 2. ALL LOADS INDICATED ON DRAWINGS ARE SERVICE (UNFACTORED) LOADS UNLESS NOTED.
 3. THE CONTRACTOR SHALL EXAMINE ALL DRAWINGS AND CHECK ALL DIMENSIONS AGAINST SITE CONDITIONS AND REPORT ANY DISCREPANCIES BEFORE PROCEEDING WITH WORK.
 4. CONTRACTOR SHALL DESIGN, INSTALL AND MAINTAIN ADEQUATE TEMPORARY BRACING AND SHORING OF ALL STRUCTURAL ELEMENTS FOR STABILITY AND SAFETY WHERE REQUIRED DURING CONSTRUCTION. (THE ABOVE WORK IS BEYOND THE SCOPE OF EXP.)

- TIMBER FRAMING NOTES:**
1. ALL TIMBER AND LUMBER SHALL COMPLY WITH CSA-088-01.
 2. ALL DIMENSION LUMBER SHALL COMPLY WITH CSA 0141.
 3. ALL TIMBER MATERIAL TO BE TREATED WITH COPPER AZOLE TYPE B (CA-B7) PRESERVATIVE OR APPROVED ALTERNATE.

- REINFORCED CONCRETE NOTES:**
1. ALL CONCRETE STRUCTURES SHALL CONFORM TO CSA-A23.3 UNLESS NOTED OTHERWISE.
 2. ALL CONCRETE, CONCRETE MATERIAL, FORMS, PRACTICE, ETC., SHALL CONFORM TO CSA-A23.1 UNLESS NOTED OTHERWISE.
 3. MINIMUM COMPRESSIVE STRENGTH OF CONCRETE AT 28 DAYS SHALL BE 3000 psi.
 4. USE 19mm MAXIMUM AGGREGATE SIZE THROUGHOUT UNLESS NOTED. SLUMP TO BE 75mm (±25mm) THROUGHOUT UNLESS NOTED OTHERWISE.
 5. ALL CONCRETE EXPOSED TO WEATHER OR FREEZING CONDITIONS SHALL BE AIR ENTRAINED TO 6.5% (±1.5%).
 6. NO ADMIXTURES SHALL BE USED WITHOUT PRIOR APPROVAL FROM THE STRUCTURAL ENGINEER.
 7. CONCRETE PROTECTIVE COVER FOR REINFORCING STEEL SHALL BE AS FOLLOWS (UNLESS NOTED ON DRAWINGS)
 - 7.1 CAST AGAINST FILL - NO FORMWORK 75mm
 - 7.2 EXPOSED TO EARTH OR WEATHER 38mm
 8. THE CONTRACTOR SHALL PROVIDE CONTINUOUS SUPERVISION DURING THE PLACEMENT OF CONCRETE TO ENSURE THAT THE REINFORCING STEEL IS MAINTAINED IN ITS CORRECT POSITION.
 9. FORMWORK MUST NOT BE REMOVED UNTIL CONCRETE HAS ATTAINED SUFFICIENT STRENGTH TO SUSTAIN ALL LOADING.
 10. ALL REINFORCING STEEL SHALL HAVE A MINIMUM YIELD STRENGTH OF 400 MPa AND SHALL CONFORM TO CSA G30.18.

Project No. HDX-00228204-A0	Drawn By: WHC	Designed By: SDM
Dwg. No.	Dwg. Standards	Dwg. Design
SK-2	Ckd. By:	Ckd. By:
Rev. No.		
A		

BOARDWALK PLAN

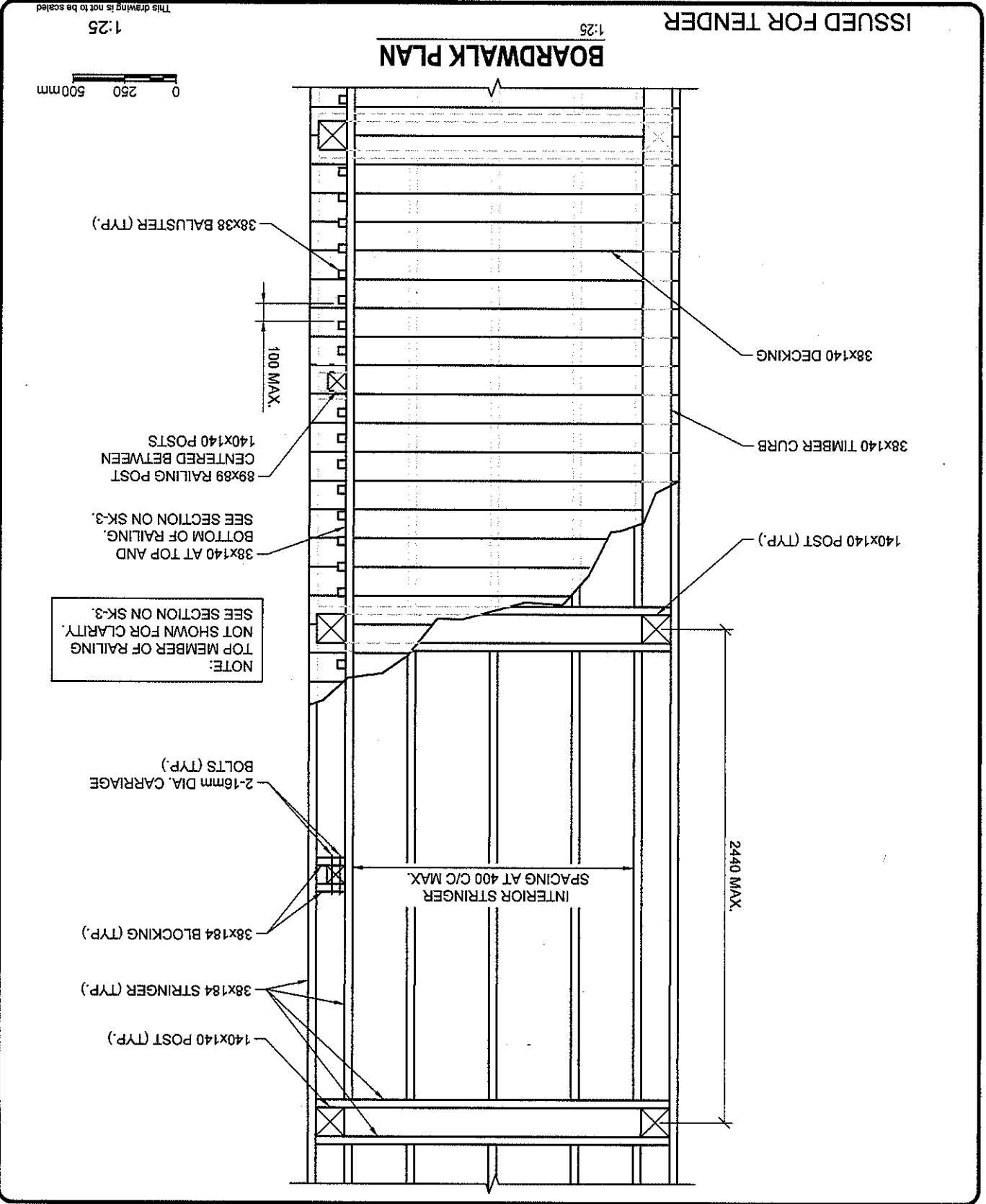
Project Title: SEASIDE TOURIST REST STOP

Dwg. Title: BOARDWALK PLAN

exp. **exp.**

exp Services Inc.
 7071 Bayers Road, Suite 2002
 Halifax, NS B3L 2C2
 t +1.902.453.6325 f +1.902.453.6325
 www.exp.com
 CANADA

BUILDINGS • EARTH & ENVIRONMENT • ENERGY • INDUSTRIAL • INFRASTRUCTURE • SUSTAINABILITY



FILE

MODEL: 'MODELNAME'

PLOTTED BY: 'USER' DATE: 'DATE' TIME: 'TIME'

exp Services Inc. © 2011

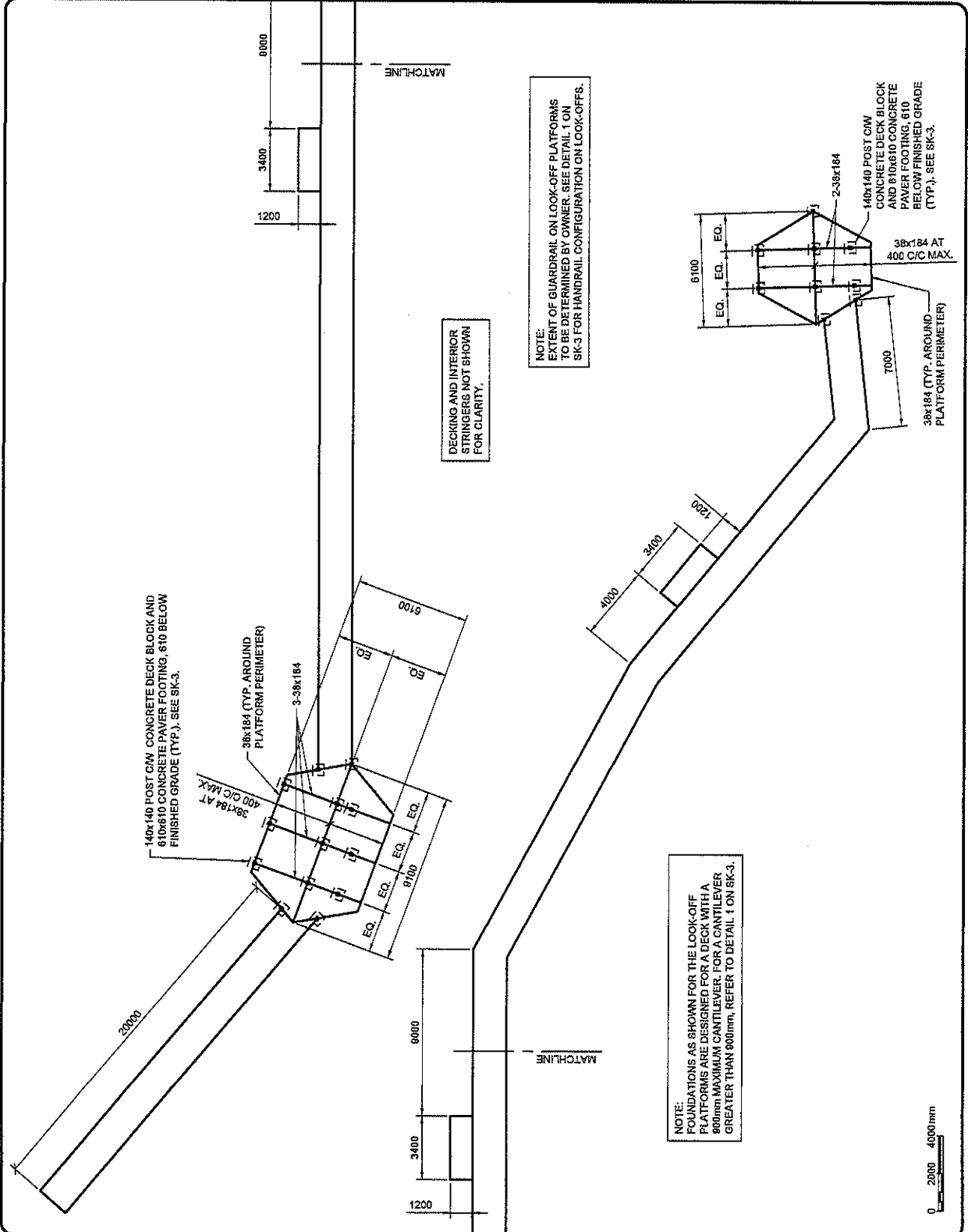
No.	Revision	Chg. By	Date
B	RE ISSUED FOR REVIEW		2016-NOV-18
A	ISSUED FOR REVIEW		2016-NOV-09

ISSUED FOR TENDER

Drawn By:	WHC
Desig. Standards:	
Chg. By:	
Designed By:	SDM
Desig. Design:	
Chg. By:	

exp.
 exp Services Inc.
 1-1-800-453-6335 [F: +1-902-453-6125]
 1000 Bayview Road, Suite 2002
 North York, Ontario M2N 6L2
 CANADA
 www.exp.com

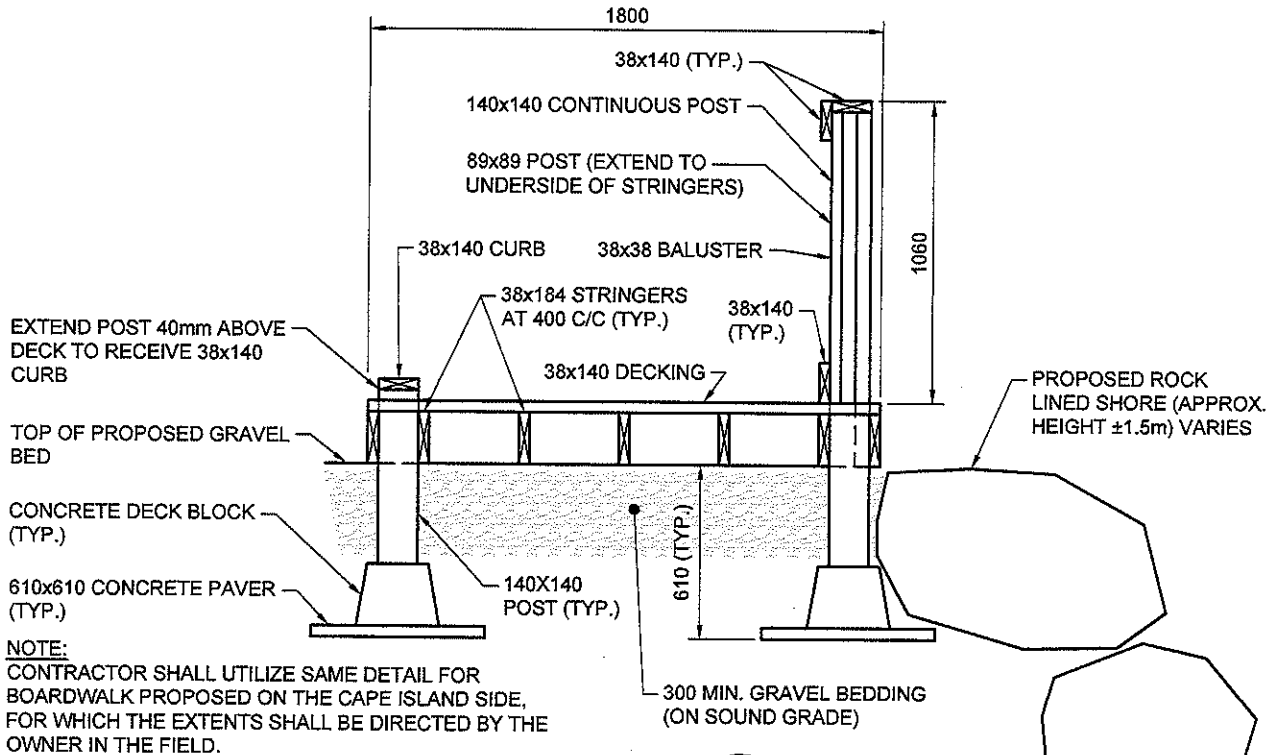
Project Title	SEASIDE TOURIST REST STOP
Draw. Title	BOARDWALK PLAN
Project No.	HFX-00228204-A0
Draw. No.	SK-4
Rev. No.	B
Scale	1:200



FILE

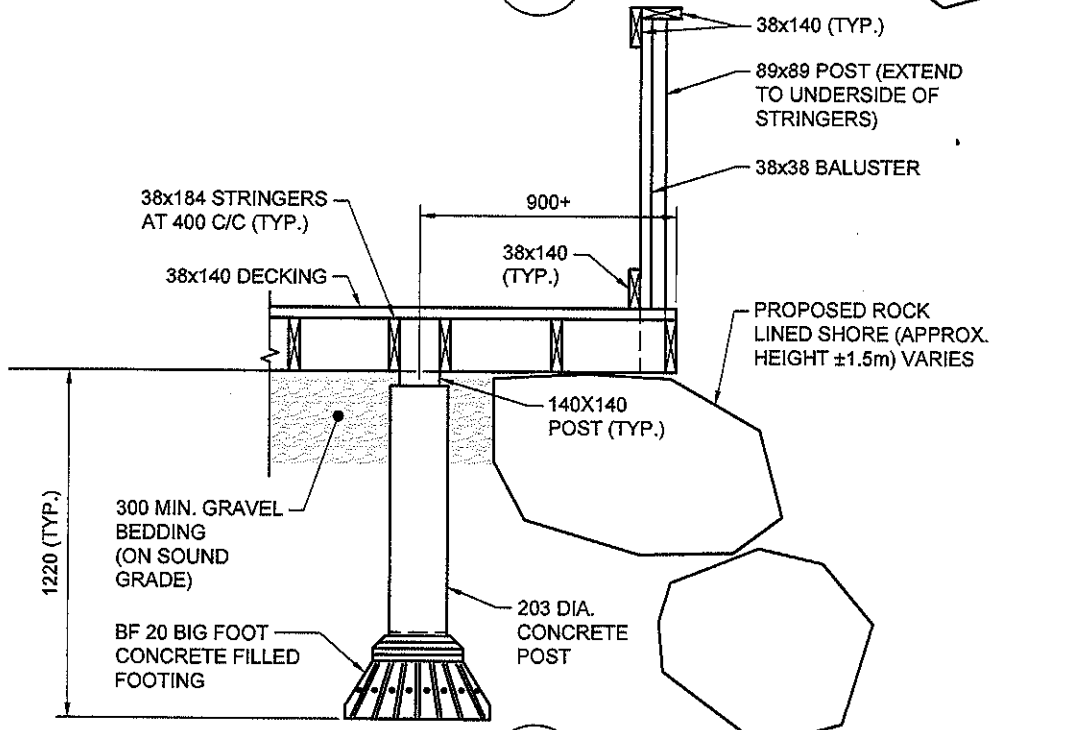
MODEL - MODELNAME

PLOTTED BY: USER DATE: DATE TIME:



SECTION
1:25

(A)



DETAIL
1:25

(1)

ISSUED FOR TENDER

This drawing is not to be scaled

exp Services Inc.
t: +1.902.453.5655 | f: +1.902.453.6325
7071 Bayers Road, Suite 2002
Halifax, NS B3L 2C2
CANADA
www.exp.com



Project Title	SEASIDE TOURIST REST STOP	
Dwg. Title	BOARDWALK SECTION & DETAIL	

Drawn By:	WHC	Project No.	HDX-00228204-A0
Dwg. Standards Ckd. By:		Dwg. No.	SK-3
Designed By:	SDM	Dwg. Design Ckd. By:	
		Rev. No.	B

BUILDINGS - EARTH & ENVIRONMENT - ENERGY - INDUSTRIAL - INFRASTRUCTURE - SUSTAINABILITY