

COMMITTEE OF THE WHOLE COUNCIL MEETING
July 19, 2022

The meeting was called to order by the Chair at 7:03 p.m., in the Conference Room, in the Administrative Centre, in Barrington, N.S., with the following members present:

- Lindsay (Eddie) Nickerson
- Jody Crook
- Shaun Hatfield
- Andrea Mood-Nickerson

- George El-Jakl – Absent due to work commitments.

- Chris Frotten, CAO
- Lesa Rossetti, Municipal Clerk

ADDITIONS TO THE AGENDA

It was agreed that the following items be added to the agenda:

- Follows-ups
- Dog at large in Port LaTour area
- Policing

APPROVAL OF AGENDA

Being duly moved and seconded that the agenda be approved as amended.

Motion carried unanimously.

APPROVAL OF MINUTES

Being duly moved and seconded that minutes of the regular meeting held July 12, 2022, be approved as circulated.

Motion carried unanimously.

MATTERS ARISING FROM PREVIOUS MEETINGS

There were no matters arising from previous meetings.

PRESENTATION RE: SOUTHWEST NOVA BIOSPHERE RESERVE

Shayla Nickerson and Nick Hill appeared before the meeting to explain Other Effective Area-Based Conservation Measures (OECMs). Ms. Nickerson provided an overview of the Southwest Nova Biosphere Reserve and their current project of contributing to Canada's conservation goals by screening potential OECMs within the biosphere.

A copy of the presentation is attached and forms part of the minutes.

034

Page 2, Committee of the Whole Council Meeting, July 19, 2022.

It was explained that the purpose of the presentation tonight, was to education Council on OECMs and to request the Municipality to consider properties they may wish to submit for OECM assessment.

It was agreed that the submission of municipal properties for OECM assessment, be placed on an upcoming agenda for further discussion.

Members of the Biosphere Reserve were thanked for appearing before Council and making their presentation.

FINANCIAL REPORT – APRIL – JUNE, 2022

Director of Finance, Leah d'Eon, appeared before the meeting and presented a Financial Report Summary for the first quarter of the year which was reviewed in detail. A copy of the summary is attached and forms part of the minutes.

SERVICE EXCHANGE RENEGOTIATION AND MGA REVIEW SURVEY

Member continued to review the survey questions relating to the Service Exchange Renegotiation and MGA Review. Members considered questions 12 – 20. A summary of answers will be prepared and brought back to committee for review.

NSFM UPDATE

In advance to the meeting members were provided with a NSFM Monday Memo Summary Sheet covering the period June 21st to July 19, 2022.

REQUEST FROM DEBORAH ENMAN

The request from Deborah Enman for Council to watch a YouTube video from the Municipality of the County of Kings of their kickoff to Pride 2022 was discussed. Mrs. Enman is requesting a response outlining member's impressions, learnings or possible plans that might arise from having watched it. After some discussion, it was agreed that the CAO draft a response for consideration of members.

FOLLOW-UPS

It was requested that a schedule showing the current status of action items be prepared and circulated to members.

DOGS AT LARGE IN PORT LATOUR AREA

Question was raised regarding dogs running at large in the Port LaTour area. It was agreed that the Municipal Dog By-law and Animal By-law be placed on a future agenda for review.

Page 3, Committee of the Whole Council Meeting, July 19, 2022.

POLICING

A policing question was brought forward. The CAO requested more specific information in order to consider the matter.

ADJOURNMENT

The meeting was adjourned at 10:36 p.m.

Chair

Secretary for the Meeting



SNBR and OECMS





Overview

- What is a Biosphere Reserve?
- Southwest Nova Biosphere Reserve
- Our current Project
- OECMs/ PA

Biosphere Reserves

are internationally recognized areas where people live in balance with nature and build a future we're proud of. They model solutions for a sustainable future and celebrate cultural and biological diversity.







What is SNBR?

SNBR stands for the Southwest Nova Biosphere Reserve

We are a non profit organization focused on:

- sustainable development
- conservation, and
- capacity building for research and education

We hope to celebrate people and nature in balance.

UNESCO Southwest Nova Biosphere Reserve



Base Data Source:
Nova Scotia Geomatics Centre
Cartography by Wayne Ridger AGRG



- The Biosphere Reserve covers the 5 southern counties of Nova Scotia.
- It is recognized because of its cultural heritage, unique biodiversity and diverse industries.
- It was established in 2001, but was primarily volunteer based until recently.

Our Project


- Received funding from ECCC in 2022.
- Main focus is to contribute to Canada's conservation goals by screening potential OECMS within the biosphere.





Other Goals

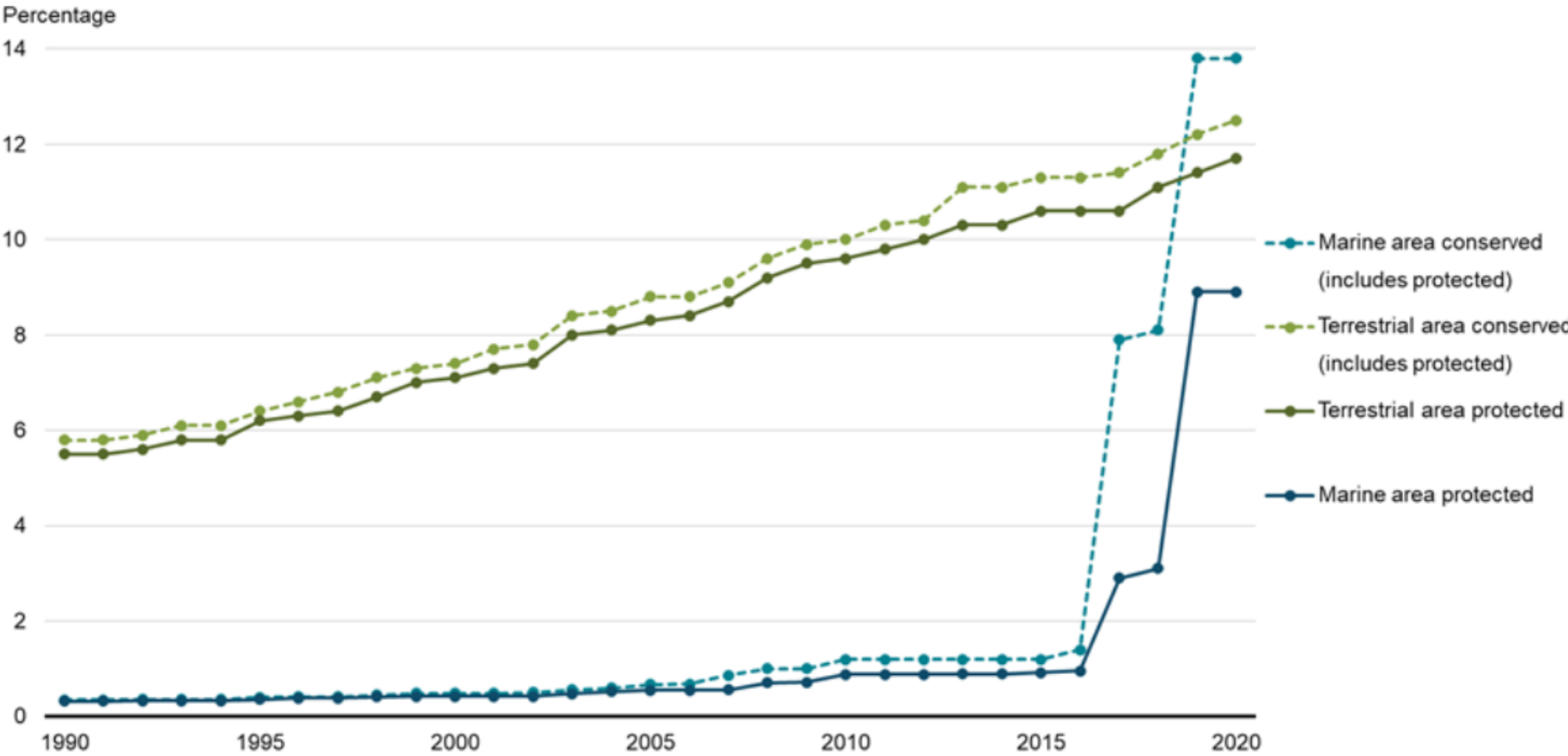
- Increase capacity and awareness of SNBR.
- Build relationships with communities within the biosphere.
- Connect with landowners.



Canada's Conservation Targets

- the Government of Canada has committed to conserve 25 % of lands and oceans by 2025.
- Nova Scotia has committed to 20% by 2030.
- We are currently at 13% in Nova Scotia and 13.5% in Canada.

Proportion of area conserved, Canada, 1990 to 2020





Other Effective Area-Based Conservation Measures

- OECCMs are a new tool that can be used to account for lands that are providing the same level of conservation as protected areas, but haven't been counted in the **Canadian Protected and Conserved Areas Database.**



OECM vs PA

Protected Area


An area that provides long term conservation, with conservation being the primary goal of the site.

OECM

An area that provides long term conservation, regardless of the purpose of the site.

OECM requirements


1. The area has a boundary that the governing authorities have the means to control activities within.
2. The governing authorities have a reason to conserve the area.
3. Conservation is year round and long term.
4. Site goals lead to conservation of biodiversity.
5. Conservation objectives override or are not threatened by other site objectives.



The Process

Once a piece of land is chosen to screen as a potential OEEM:

- Collect information on the property to assess whether it meets the criteria of an OEEM. (Ex: Mgmt plans, municipal policies)
- Pre-screening phone call with the land owner, that typically takes about an hour.
- SNBR screens the property, and identifies gaps and barriers.
- Work together to address gaps and barriers if desired by land owner.



The Process

Once a property meets the requirements of an OEEM

- Submit screened property and accompanying information to NS Department of Environment and Climate Change.
- If approved at provincial level, it is added to the Canadian Protected and Conserved areas database.
- OEEM is not a legal designation and there is nothing binding, it is only contributing to the conservation targets set by the province and Canada.



The Process

The entire process is completely voluntary, we need your permission to:

- Screen the property.
- Send the property for approval by NS Department of Environment and Climate Change.
- Submit it to the national Database.

This gives you lots of time to assess if you would like to continue moving forward in this process.

The Benefits



- The recognition of contributing to national conservation targets .
- Highlights leadership, and contributing to the “branding” of a community as a clean, green place to live and work.
- Reinforces community values regarding conservation, environmental protection, healthy lifestyles, and sustainable land use.
- As development increases, its nice for residents to know that some of their favorite places will stay untouched and maintain their rural character.

In Summary

1. You're living in a Biosphere Reserve!
2. We are looking to build relationships with communities whether or not OECMs interest you!
3. OECMs are just a way of accounting land that is already providing biodiversity conservation.
4. The process is completely voluntary!
5. Takes about 1-2 hours of staff time.
6. If you think you need more information we can set up a call with NS Department of Environment and Climate change, they are the leaders in OECMS.



Questions?



Resources

NS Provincial – Protecting Natural Values on Your Property brochure:

<https://novascotia.ca/nse/protectedareas/docs/PrivateLandBrochur.pdf>

NSNT Conservation Options Booklet:

https://nsnt.ca/wp-content/uploads/17-11-24-ConservationOptionsBooklet_web.pdf

Nature Conservancy of Canada:

<https://www.natureconservancy.ca/en/where-we-work/nova-scotia/>

Protected Water Area Designation:

<https://novascotia.ca/nse/water/docs/ProtectedWaterAreaDesignation.pdf>

Wilderness Area Designation:

https://novascotia.ca/nse/protectedareas/docs/Wilderness_Act_Sum.pdf

Nature Reserves:

<https://novascotia.ca/nse/protectedareas/naturereserves.asp>

Developing a Municipal Source Water Protection Plan:

<https://novascotia.ca/nse/water/sourcewater.asp>

Canadian Protected and Conserved Areas Database:

<https://www.canada.ca/en/environment-climate-change/services/national-wildlife-areas/protected-conservedareas-database.html#toc0>

Pathway to Target 1 Accounting – Decision Support Tool (DST):

<https://www.conservation2020canada.ca/accounting>

<https://static1.squarespace.com/static/57e007452e69cf9a7af0a033/t/60816801b14b3261522b0442/1619093506>

[784/EN_Session+1_One_Pager_Screening.pdf](https://static1.squarespace.com/static/57e007452e69cf9a7af0a033/t/60816801b14b3261522b0442/1619093506/784/EN_Session+1_One_Pager_Screening.pdf)



An ocean of opportunity

**2022-2023 Financial Report
Summary
June 30, 2022**

Type	Group Type	Section	22/23 Budget	22/23 YTD Budget	Actuals June 30, 2022	YTD Variance		
Revenue	Property & Other Taxes	Business Property	301,259	85,250	159,561	74,311		
		Health Services - Sewer	345,835	172,917	172,919	2		
		Taxes	6,212,392	3,108,443	3,110,869	2,426		
	Property & Other Taxes Total			6,859,486	3,366,610	3,443,349	76,739	
	Grants in Lieu of Taxes	Federal Government	47,500	-	-	-		
		Provincial Government	100,256	2,448	2,759	311		
	Grants in Lieu of Taxes Total			147,756	2,448	2,759	311	
	Services to Other Governmen	Services to Other Governments	132,492	61,162	75,796	14,634		
	Services to Other Governments Total			132,492	61,162	75,796	14,634	
	Sale of Services	General Government Services	136,200	21,549	15,241	-	6,308	
		Municipal Arena	112,900	750	2,494	-	1,744	
		Recreation Programs	93,325	19,032	20,224	-	1,192	
		Swimming Pool	17,600	-	922	-	922	
	Sale of Services Total			360,025	41,331	38,881	-	2,450
	Other Revenue	Admin Revenue	23,500	4,497	11,714	-	7,217	
		Interest on Investments	17,000	4,251	6,226	-	1,975	
		Interest on Taxes	145,000	36,249	33,283	-	2,966	
		Licenses and Permits	39,950	9,987	11,896	-	1,909	
		Rentals	53,317	11,523	11,859	-	336	
		Wind Turbine Revenue	65,000	16,251	19,140	-	2,889	
	Other Revenue Total			343,767	82,758	94,117	-	11,359
	Unconditional Transfers	Provincial Government	190,535	37,833	37,834	-	1	
	Unconditional Transfers Total			190,535	37,833	37,834	-	1
Conditional Transfers	Federal Government	2,478,200	-	-	-	-		
	Provincial Government	248,833	41,186	39,550	-	1,636		
Conditional Transfers Total			2,727,033	41,186	39,550	-	1,636	
Other Transfers	Debenture Receipts	870,000	-	-	-	-		
	Other	-	-	-	-	-		
	Special Reserve Fund	1,527,000	-	-	-	-		
Other Transfers Total			2,397,000	-	-	-		
Revenue Total			13,158,094	3,633,328	3,732,287	-	98,959	



An ocean of opportunity

**2022-2023 Financial Report
Summary
June 30, 2022**

Type	Group Type	Section	22/23 Budget	22/23 YTD Budget	Actuals June 30, 2022	YTD Variance
Expense	General Government Services	Financial Management	21,000	5,250	4,125	- 1,125
		General Administrative	797,465	224,125	236,171	12,046
		Legislative	150,540	34,989	31,896	- 3,093
		Other General Government	87,050	73,425	62,024	- 11,401
		Property Services	365,675	91,834	108,169	16,335
		Taxation	296,982	81,391	81,894	503
		General Government Services Total		1,718,712	511,014	524,280
	Protective Services	Building Inspection Services	143,635	33,504	32,533	- 971
		By-Law Enforcement	7,000	1,377	1,200	- 177
		EMO	14,902	9,093	7,996	- 1,097
		Fire Services Coordinator	79,008	18,450	19,178	728
		Law Enforcement	9,000	2,250	2,250	-
		Police Protection	1,222,457	304,614	306,899	2,285
	Protective Services Total		1,476,002	369,288	370,056	768
	Transportation Services	Community Clean-up Program	20,000	10,000	7,280	- 2,720
		Road Transportation	97,500	28,221	27,327	- 894
		Street Lighting	162,500	40,626	40,680	54
	Transportation Services Total		280,000	78,847	75,287	- 3,560
	Environmental Health	Landfill	284,543	56,094	55,549	- 545
		Sewage Collection and Disposal	6,200	1,551	766	- 785
		Sewage System - Barrington	200,814	49,644	50,294	650
		Sewage System - Woods Harbour	105,814	25,896	23,671	- 2,225
		Sewer System - Sherose Island	27,000	6,750	1,347	- 5,403
		Solid Waste Management	835,000	220,700	233,320	12,620
	Environmental Health Total		1,459,371	360,635	364,948	4,313
	Public Health and Welfare	Housing	39,000	9,750	9,750	-
		Public Health	103,000	14,499	14,557	58
Public Health and Welfare Total		142,000	24,249	24,307	58	
Environmental Development	Community Development	4,176	1,837	1,588	- 249	
	Planning Advisory Committee	45,000	11,249	12,293	1,044	
	Regional Enterprise Network	39,000	19,500	20,221	721	
	Senior Services Coordinator	120,561	97,656	97,656	- 0	



An ocean of opportunity

**2022-2023 Financial Report
Summary
June 30, 2022**

Type	Group Type	Section	22/23 Budget	22/23 YTD Budget	Actuals June 30, 2022	YTD Variance		
Expense	Environmental Development	Tourism and Community	140,273	52,088	51,207	-	881	
		Tourism and Community Development	-	-	-	-	-	
		Visitor Information Centre	23,594	5,643	6,226	-	583	
		Wind Turbine Generator	22,500	5,625	5,169	-	456	
	Environmental Development Total			395,104	193,598	194,361	-	763
	Recreation and Cultural	Arena Canteen	-	-	-	-	-	
		CED Centre/Library	26,700	4,974	12,246	-	7,272	
		Curling Club	15,800	3,951	12,074	-	8,123	
		Learning Centre	-	-	-	-	-	
		MPAL	64,158	14,988	16,949	-	1,961	
		Municipal Arena	350,833	61,421	65,534	-	4,113	
		Municipal Swimming Pool	69,143	13,638	13,217	-	421	
		Recreation Centre	-	-	-	-	-	
		Recreation Department	88,406	20,634	21,526	-	892	
		Recreation Facilities	111,000	40,657	39,121	-	1,536	
		Recreation Programs	144,125	25,278	19,150	-	6,128	
		Summer Staff	57,340	9,697	7,581	-	2,116	
	Western County Regional Library	53,900	13,476	13,400	-	76		
	Recreation and Cultural Total			981,405	208,714	220,797	-	12,083
	Education	Education	1,445,000	361,251	350,729	-	10,522	
Education Total			1,445,000	361,251	350,729	-	10,522	
Financing	Debt Charges	30,000	-	-	-	-		
	Transfers to Own Reserves	5,230,500	281,000	292,815	-	11,815		
Financing Total			5,260,500	281,000	292,815	-	11,815	
Expense Total			13,158,094	2,388,596	2,417,580	-	28,984	
Grand Total			-	1,244,732	1,314,707	-	69,975	